

Daily Summary for Amman Stock Exchange

1- VALUE TRADED (JD)

	2018	2019	NET CHANGE	CHANGE (%)
Daily	3,880,286	2,962,819	-917,467	-23.64%
Cumulative(1/5-19/5)	70,419,983	45,337,519	-25,082,464	-35.62%
Cumulative(2/1-19/5)	569,155,108	533,464,063	-35,691,045	-6.27%

2- NO. OF SHARES TRADED

	2018	2019	NET CHANGE	CHANGE (%)
Daily	3,309,357	3,481,279	171,922	5.20%
Cumulative(1/5-19/5)	54,216,355	41,905,575	-12,310,780	-22.71%
Cumulative(2/1-19/5)	477,685,738	403,458,635	-74,227,103	-15.54%

3- NO. OF TRANSACTIONS

	2018	2019	NET CHANGE	CHANGE (%)
Daily	1,802	1,702	-100	-5.55%
Cumulative(1/5-19/5)	28,150	19,693	-8,457	-30.04%
Cumulative(2/1-19/5)	228,744	183,506	-45,238	-19.78%

4- SOME FINANCIAL RATIOS FOR THE ASE (19/5/2019)

SECTOR	P/E	P/BV	DIVIDEND YIELD (%)	TURNOVER (%)
FINANCIAL	11.597	1.025	5.566	0.047
SERVICES	15.642	1.091	5.604	0.053
INDUSTRY	18.219	1.298	4.206	0.073
OVERALL	11.871	1.095	5.607	0.052

5- STOCK PRICE INDEX WEIGHTED BY FREE FLOAT MARKET CAPITALIZATION (1999=1000)

	THURSDAY 16/05/2019	SUNDAY 19/05/2019	% CHANGE	
			DAY BEFORE	YTD
GENERAL	1831.0	1830.5	-0.02%	-4.10%
FINANCIAL	2550.7	2549.5	-0.04%	-3.89%
SERVICES	1205.6	1209.3	0.30%	-5.51%
INDUSTRY	1834.9	1829.4	-0.30%	-2.83%

6- STOCK PRICE INDEX WEIGHTED BY MARKET CAPITALIZATION (1991=1000)

	THURSDAY 16/05/2019	SUNDAY 19/05/2019	% CHANGE	
			DAY BEFORE	YTD
GENERAL	3597.6	3584.8	-0.36%	-5.59%
BANKS	7671.5	7632.0	-0.51%	-7.45%
INSURANCE	1319.0	1319.4	0.02%	-4.15%
SERVICES	730.4	729.4	-0.14%	-8.46%
INDUSTRY	2362.1	2360.9	-0.05%	2.14%

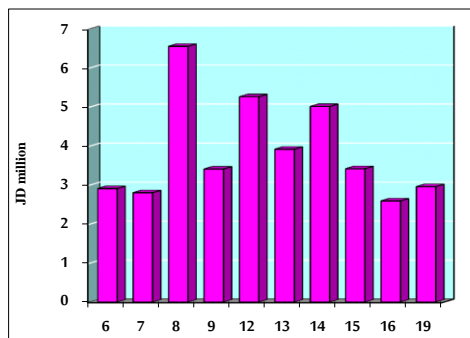
7- STOCK PRICE MARKET INDEX WEIGHTED BY FREE FLOAT MARKET CAP. (2012=1000)

	THURSDAY 16/05/2019	SUNDAY 19/05/2019	% CHANGE	
			DAY BEFORE	YTD
FIRST MARKET	970.6	970.7	0.00%	-4.02%
SECOND MARKET	818.5	817.8	-0.09%	-1.66%

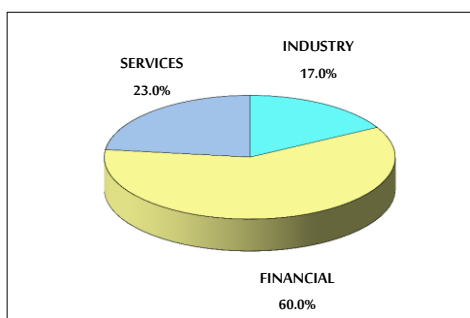
8- MARKET CAPITALIZATION (JD)

ASE MARKET CAPITALIZATION	15,296,742,498	15,249,981,597	-0.31%	-5.41%
---------------------------	----------------	----------------	--------	--------

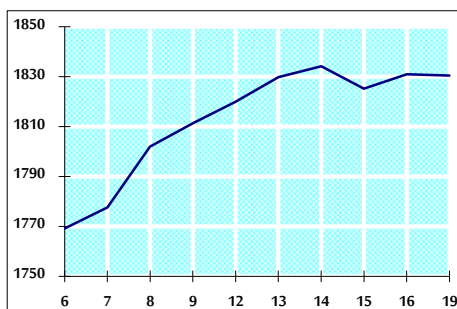
VALUE TRADED FROM 6/5 TO 19/5/2019



VALUE TRADED BY SECTOR SUNDAY 19/5/2019



GENERAL FREE FLOAT PRICE INDEX FROM 6/5 TO 19/5/2019



GENERAL PRICE INDEX FROM 6/5 TO 19/5/2019

