

## Daily Summary for Amman Stock Exchange

### 1- VALUE TRADED (JD)

	2018	2019	NET CHANGE	CHANGE (%)
Daily	4,237,728	2,747,038	-1,490,690	-35.18%
Cumulative(1/5-21/5)	76,871,278	50,827,635	-26,043,643	-33.88%
Cumulative(2/1-21/5)	575,606,403	538,954,179	-36,652,224	-6.37%

### 2- NO. OF SHARES TRADED

	2018	2019	NET CHANGE	CHANGE (%)
Daily	3,679,577	3,058,130	-621,447	-16.89%
Cumulative(1/5-21/5)	59,903,244	48,942,317	-10,960,927	-18.30%
Cumulative(2/1-21/5)	483,372,627	410,495,377	-72,877,250	-15.08%

### 3- NO. OF TRANSACTIONS

	2018	2019	NET CHANGE	CHANGE (%)
Daily	2,389	1,664	-725	-30.35%
Cumulative(1/5-21/5)	32,058	23,277	-8,781	-27.39%
Cumulative(2/1-21/5)	232,652	187,090	-45,562	-19.58%

### 4- SOME FINANCIAL RATIOS FOR THE ASE (21/5/2019)

SECTOR	P/E	P/BV	DIVIDEND YIELD (%)	TURNOVER (%)
FINANCIAL	11.386	1.007	5.669	0.055
SERVICES	15.690	1.094	5.587	0.019
INDUSTRY	17.977	1.281	4.263	0.043
OVERALL	11.689	1.078	5.695	0.045

### 5- STOCK PRICE INDEX WEIGHTED BY FREE FLOAT MARKET CAPITALIZATION (1999=1000)

	MONDAY 20/05/2019	TUESDAY 21/05/2019	% CHANGE	
			DAY BEFORE	YTD
GENERAL	1830.5	1816.4	-0.77%	-4.84%
FINANCIAL	2538.4	2513.6	-0.98%	-5.24%
SERVICES	1224.2	1222.2	-0.16%	-4.50%
INDUSTRY	1827.0	1821.1	-0.32%	-3.27%

### 6- STOCK PRICE INDEX WEIGHTED BY MARKET CAPITALIZATION (1991=1000)

	MONDAY 20/05/2019	TUESDAY 21/05/2019	% CHANGE	
			DAY BEFORE	YTD
GENERAL	3566.9	3529.5	-1.05%	-7.05%
BANKS	7582.3	7477.0	-1.39%	-9.32%
INSURANCE	1319.4	1319.1	-0.02%	-4.17%
SERVICES	732.1	730.3	-0.25%	-8.34%
INDUSTRY	2346.5	2332.7	-0.59%	0.92%

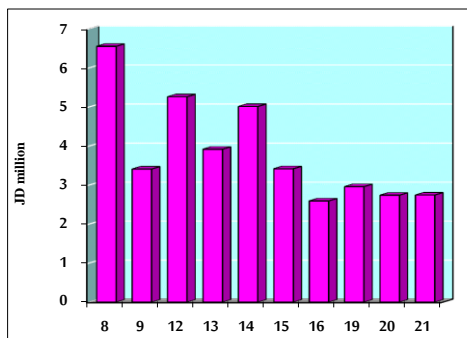
### 7- STOCK PRICE MARKET INDEX WEIGHTED BY FREE FLOAT MARKET CAP. (2012=1000)

	MONDAY 20/05/2019	TUESDAY 21/05/2019	% CHANGE	
			DAY BEFORE	YTD
FIRST MARKET	971.1	962.4	-0.89%	-4.83%
SECOND MARKET	817.3	818.1	0.09%	-1.62%

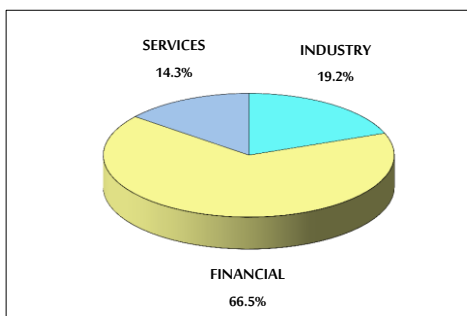
### 8- MARKET CAPITALIZATION (JD)

ASE MARKET CAPITALIZATION	15,179,586,673	15,036,060,435	-0.95%	-6.74%
---------------------------	----------------	----------------	--------	--------

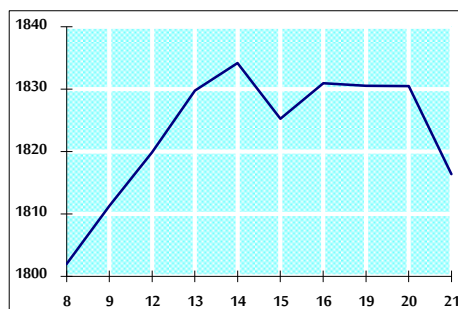
VALUE TRADED FROM 8/5 TO 21/5/2019



VALUE TRADED BY SECTOR TUESDAY 21/5/2019



GENERAL FREE FLOAT PRICE INDEX FROM 8/5 TO 21/5/2019



GENERAL PRICE INDEX FROM 8/5 TO 21/5/2019

