

## Daily Summary for Amman Stock Exchange

### 1- VALUE TRADED ( JD )

	2018	2019	NET CHANGE	CHANGE (%)
Daily	7,976,145	2,063,181	-5,912,964	-74.13%
Cumulative(1/5-22/5)	84,847,423	52,890,816	-31,956,607	-37.66%
Cumulative(2/1-22/5)	583,582,548	541,017,360	-42,565,188	-7.29%

### 2- NO. OF SHARES TRADED

	2018	2019	NET CHANGE	CHANGE (%)
Daily	6,104,655	2,715,265	-3,389,390	-55.52%
Cumulative(1/5-22/5)	66,007,899	51,657,582	-14,350,317	-21.74%
Cumulative(2/1-22/5)	489,477,282	413,210,642	-76,266,640	-15.58%

### 3- NO. OF TRANSACTIONS

	2018	2019	NET CHANGE	CHANGE (%)
Daily	2,104	1,576	-528	-25.10%
Cumulative(1/5-22/5)	34,162	24,853	-9,309	-27.25%
Cumulative(2/1-22/5)	234,756	188,666	-46,090	-19.63%

### 4- SOME FINANCIAL RATIOS FOR THE ASE (22/5/2019)

SECTOR	P/E	P/BV	DIVIDEND YIELD (%)	TURNOVER (%)
FINANCIAL	11.261	0.996	5.732	0.033
SERVICES	15.661	1.092	5.597	0.029
INDUSTRY	17.969	1.280	4.265	0.094
OVERALL	11.593	1.070	5.742	0.040

### 5- STOCK PRICE INDEX WEIGHTED BY FREE FLOAT MARKET CAPITALIZATION (1999=1000)

	TUESDAY 21/05/2019	WEDNESDAY 22/05/2019	% CHANGE	
			DAY BEFORE	YTD
GENERAL	1816.4	1808.8	-0.42%	-5.24%
FINANCIAL	2513.6	2502.7	-0.43%	-5.65%
SERVICES	1222.2	1217.3	-0.41%	-4.89%
INDUSTRY	1821.1	1819.4	-0.09%	-3.36%

### 6- STOCK PRICE INDEX WEIGHTED BY MARKET CAPITALIZATION (1991=1000)

	TUESDAY 21/05/2019	WEDNESDAY 22/05/2019	% CHANGE	
			DAY BEFORE	YTD
GENERAL	3529.5	3500.7	-0.82%	-7.81%
BANKS	7477.0	7383.4	-1.25%	-10.46%
INSURANCE	1319.1	1319.1	0.00%	-4.17%
SERVICES	730.3	729.7	-0.09%	-8.43%
INDUSTRY	2332.7	2331.4	-0.06%	0.87%

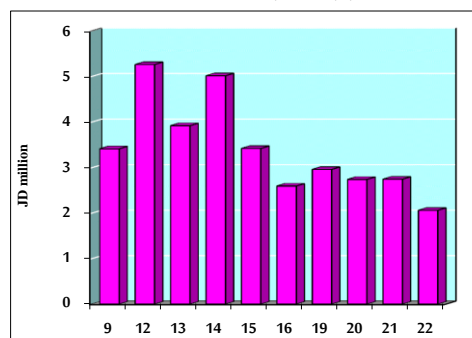
### 7- STOCK PRICE MARKET INDEX WEIGHTED BY FREE FLOAT MARKET CAP. (2012=1000)

	TUESDAY 21/05/2019	WEDNESDAY 22/05/2019	% CHANGE	
			DAY BEFORE	YTD
FIRST MARKET	962.4	957.7	-0.49%	-5.30%
SECOND MARKET	818.1	818.9	0.10%	-1.53%

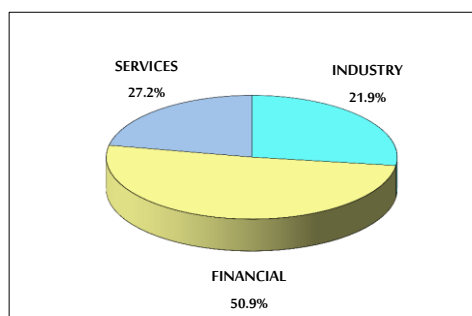
### 8- MARKET CAPITALIZATION (JD)

ASE MARKET CAPITALIZATION	15,036,060,435	14,924,591,003	-0.74%	-7.43%
---------------------------	----------------	----------------	--------	--------

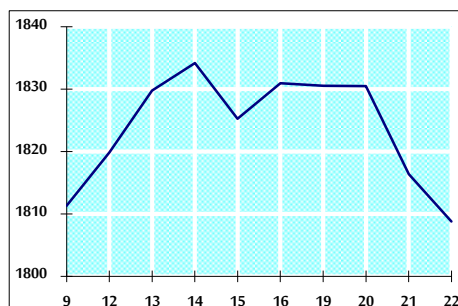
VALUE TRADED FROM 9/5 TO 22/5/2019



VALUE TRADED BY SECTOR WEDNESDAY 22/5/2019



GENERAL FREE FLOAT PRICE INDEX FROM 9/5 TO 22/5/2019



GENERAL PRICE INDEX FROM 9/5 TO 22/5/2019

