

Daily Summary for Amman Stock Exchange

1- VALUE TRADED (JD)

	2018	2019	NET CHANGE	CHANGE (%)
Daily	3,964,308	2,694,929	-1,269,379	-32.02%
Cumulative(1/5-23/5)	88,811,731	55,585,745	-33,225,986	-37.41%
Cumulative(2/1-23/5)	587,546,856	543,712,289	-43,834,567	-7.46%

2- NO. OF SHARES TRADED

	2018	2019	NET CHANGE	CHANGE (%)
Daily	4,109,254	3,590,673	-518,581	-12.62%
Cumulative(1/5-23/5)	70,117,153	55,248,255	-14,868,898	-21.21%
Cumulative(2/1-23/5)	493,586,536	416,801,315	-76,785,221	-15.56%

3- NO. OF TRANSACTIONS

	2018	2019	NET CHANGE	CHANGE (%)
Daily	2,402	1,664	-738	-30.72%
Cumulative(1/5-23/5)	36,564	26,517	-10,047	-27.48%
Cumulative(2/1-23/5)	237,158	190,330	-46,828	-19.75%

4- SOME FINANCIAL RATIOS FOR THE ASE (23/5/2019)

SECTOR	P/E	P/BV	DIVIDEND YIELD (%)	TURNOVER (%)
FINANCIAL	11.296	0.999	5.714	0.045
SERVICES	15.721	1.096	5.576	0.051
INDUSTRY	17.987	1.281	4.261	0.099
OVERALL	11.633	1.073	5.723	0.053

5- STOCK PRICE INDEX WEIGHTED BY FREE FLOAT MARKET CAPITALIZATION (1999=1000)

	WEDNESDAY 22/05/2019	THURSDAY 23/05/2019	% CHANGE	
			DAY BEFORE	YTD
GENERAL	1808.8	1812.4	0.20%	-5.05%
FINANCIAL	2502.7	2507.1	0.17%	-5.49%
SERVICES	1217.3	1218.2	0.08%	-4.81%
INDUSTRY	1819.4	1822.3	0.16%	-3.21%

6- STOCK PRICE INDEX WEIGHTED BY MARKET CAPITALIZATION (1991=1000)

	WEDNESDAY 22/05/2019	THURSDAY 23/05/2019	% CHANGE	
			DAY BEFORE	YTD
GENERAL	3500.7	3512.7	0.34%	-7.49%
BANKS	7383.4	7411.8	0.38%	-10.12%
INSURANCE	1319.1	1320.8	0.13%	-4.05%
SERVICES	729.7	733.7	0.56%	-7.92%
INDUSTRY	2331.4	2333.2	0.08%	0.95%

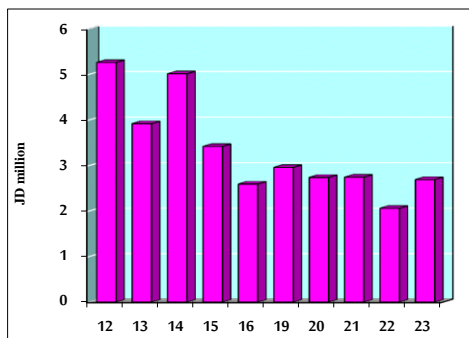
7- STOCK PRICE MARKET INDEX WEIGHTED BY FREE FLOAT MARKET CAP. (2012=1000)

	WEDNESDAY 22/05/2019	THURSDAY 23/05/2019	% CHANGE	
			DAY BEFORE	YTD
FIRST MARKET	957.7	959.0	0.14%	-5.17%
SECOND MARKET	818.9	822.8	0.48%	-1.06%

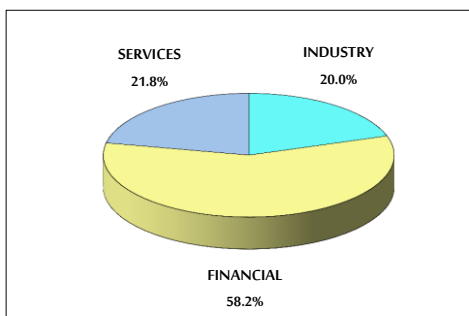
8- MARKET CAPITALIZATION (JD)

ASE MARKET CAPITALIZATION	14,924,591,003	14,965,592,691	0.27%	-7.18%
---------------------------	----------------	----------------	-------	--------

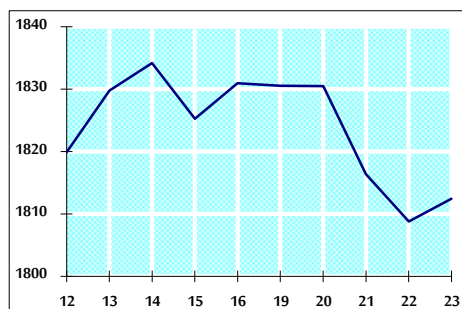
VALUE TRADED FROM 12/5 TO 23/5/2019



VALUE TRADED BY SECTOR THURSDAY 23/5/2019



GENERAL FREE FLOAT PRICE INDEX FROM 12/5 TO 23/5/2019



GENERAL PRICE INDEX FROM 12/5 TO 23/5/2019

