

Daily Summary for Amman Stock Exchange

1- VALUE TRADED (JD)

	2018	2019	NET CHANGE	CHANGE (%)
Daily	5,882,754	5,263,062	-619,692	-10.53%
Cumulative(1/5-12/5)	45,682,125	27,418,502	-18,263,623	-39.98%
Cumulative(2/1-12/5)	544,417,250	515,545,046	-28,872,204	-5.30%

2- NO. OF SHARES TRADED

	2018	2019	NET CHANGE	CHANGE (%)
Daily	5,630,946	4,525,353	-1,105,593	-19.63%
Cumulative(1/5-12/5)	34,672,338	22,047,010	-12,625,328	-36.41%
Cumulative(2/1-12/5)	458,141,721	383,600,070	-74,541,651	-16.27%

3- NO. OF TRANSACTIONS

	2018	2019	NET CHANGE	CHANGE (%)
Daily	2,446	1,604	-842	-34.42%
Cumulative(1/5-12/5)	18,332	10,908	-7,424	-40.50%
Cumulative(2/1-12/5)	218,926	174,721	-44,205	-20.19%

4- SOME FINANCIAL RATIOS FOR THE ASE (12/5/2019)

SECTOR	P/E	P/BV	DIVIDEND YIELD (%)	TURNOVER (%)
FINANCIAL	11.547	1.021	5.590	0.069
SERVICES	16.202	1.094	5.567	0.076
INDUSTRY	18.208	1.297	4.209	0.042
OVERALL	11.831	1.092	5.626	0.067

5- STOCK PRICE INDEX WEIGHTED BY FREE FLOAT MARKET CAPITALIZATION (1999=1000)

	THURSDAY 09/05/2019	SUNDAY 12/05/2019	% CHANGE	
			DAY BEFORE	YTD
GENERAL	1811.3	1819.9	0.47%	-4.66%
FINANCIAL	2504.8	2529.8	1.00%	-4.63%
SERVICES	1221.0	1213.9	-0.58%	-5.15%
INDUSTRY	1835.7	1829.1	-0.36%	-2.85%

6- STOCK PRICE INDEX WEIGHTED BY MARKET CAPITALIZATION (1991=1000)

	THURSDAY 09/05/2019	SUNDAY 12/05/2019	% CHANGE	
			DAY BEFORE	YTD
GENERAL	3550.7	3572.7	0.62%	-5.91%
BANKS	7473.1	7581.9	1.46%	-8.05%
INSURANCE	1332.4	1327.8	-0.34%	-3.54%
SERVICES	731.1	734.9	0.52%	-7.77%
INDUSTRY	2396.9	2358.2	-1.61%	2.03%

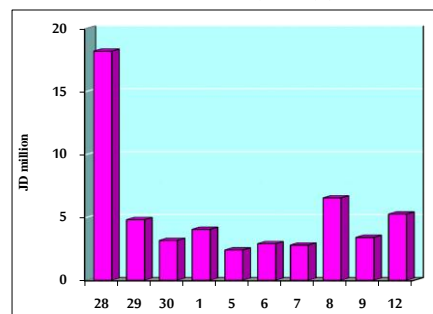
7- STOCK PRICE MARKET INDEX WEIGHTED BY FREE FLOAT MARKET CAP. (2012=1000)

	THURSDAY 09/05/2019	SUNDAY 12/05/2019	% CHANGE	
			DAY BEFORE	YTD
FIRST MARKET	960.3	963.8	0.36%	-4.70%
SECOND MARKET	811.4	817.4	0.74%	-1.71%

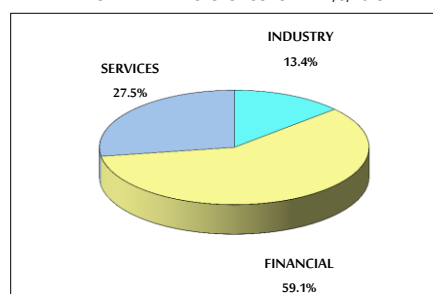
8- MARKET CAPITALIZATION (JD)

ASE MARKET CAPITALIZATION	15,137,289,951	15,220,600,510	0.55%	-5.60%
---------------------------	----------------	----------------	-------	--------

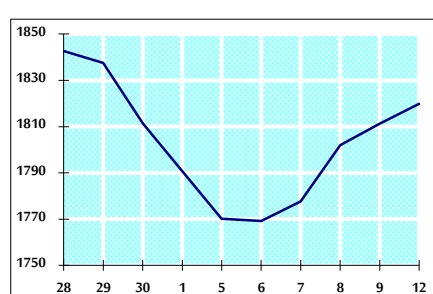
VALUE TRADED FROM 28/4 TO 12/5/2019



VALUE TRADED BY SECTOR SUNDAY 12/5/2019



GENERAL FREE FLOAT PRICE INDEX FROM 28/4 TO 12/5/2019



GENERAL PRICE INDEX FROM 28/4 TO 12/5/2019

