

Daily Summary for Amman Stock Exchange

1- VALUE TRADED (JD)

	2018	2019	NET CHANGE	CHANGE (%)
Daily	4,083,849	5,015,134	931,285	22.80%
Cumulative(1/5-14/5)	52,371,220	36,355,543	-16,015,677	-30.58%
Cumulative(2/1-14/5)	551,106,345	524,482,087	-26,624,258	-4.83%

2- NO. OF SHARES TRADED

	2018	2019	NET CHANGE	CHANGE (%)
Daily	3,366,944	5,155,343	1,788,399	53.12%
Cumulative(1/5-14/5)	41,265,320	30,906,630	-10,358,690	-25.10%
Cumulative(2/1-14/5)	464,734,703	392,459,690	-72,275,013	-15.55%

3- NO. OF TRANSACTIONS

	2018	2019	NET CHANGE	CHANGE (%)
Daily	2,256	1,699	-557	-24.69%
Cumulative(1/5-14/5)	22,095	14,468	-7,627	-34.52%
Cumulative(2/1-14/5)	222,689	178,281	-44,408	-19.94%

4- SOME FINANCIAL RATIOS FOR THE ASE (14/5/2019)

SECTOR	P/E	P/BV	DIVIDEND YIELD (%)	TURNOVER (%)
FINANCIAL	11.822	1.045	5.460	0.091
SERVICES	16.079	1.086	5.610	0.037
INDUSTRY	18.091	1.289	4.236	0.078
OVERALL	12.007	1.108	5.544	0.076

5- STOCK PRICE INDEX WEIGHTED BY FREE FLOAT MARKET CAPITALIZATION (1999=1000)

	MONDAY 13/05/2019	TUESDAY 14/05/2019	% CHANGE	
			DAY BEFORE	YTD
GENERAL	1829.8	1834.2	0.24%	-3.91%
FINANCIAL	2550.6	2561.9	0.44%	-3.42%
SERVICES	1211.8	1206.2	-0.46%	-5.75%
INDUSTRY	1831.6	1827.1	-0.25%	-2.96%

6- STOCK PRICE INDEX WEIGHTED BY MARKET CAPITALIZATION (1991=1000)

	MONDAY 13/05/2019	TUESDAY 14/05/2019	% CHANGE	
			DAY BEFORE	YTD
GENERAL	3612.3	3625.8	0.37%	-4.51%
BANKS	7711.6	7788.3	0.99%	-5.55%
INSURANCE	1325.7	1322.3	-0.26%	-3.94%
SERVICES	735.4	730.7	-0.64%	-8.29%
INDUSTRY	2359.7	2341.9	-0.75%	1.32%

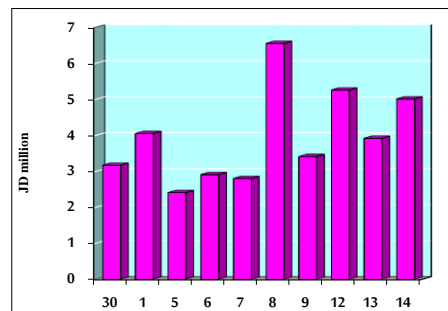
7- STOCK PRICE MARKET INDEX WEIGHTED BY FREE FLOAT MARKET CAP. (2012=1000)

	MONDAY 13/05/2019	TUESDAY 14/05/2019	% CHANGE	
			DAY BEFORE	YTD
FIRST MARKET	968.8	972.0	0.33%	-3.88%
SECOND MARKET	820.4	817.9	-0.31%	-1.65%

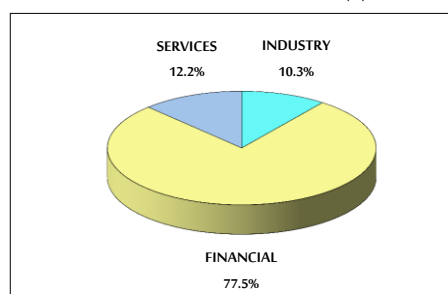
8- MARKET CAPITALIZATION (JD)

ASE MARKET CAPITALIZATION	15,371,785,318	15,417,840,630	0.30%	-4.37%
---------------------------	----------------	----------------	-------	--------

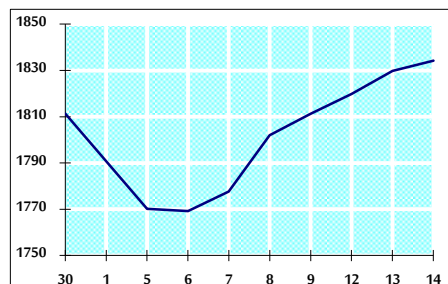
VALUE TRADED FROM 30/4 TO 14/5/2019



VALUE TRADED BY SECTOR TUESDAY 14/5/2019



GENERAL FREE FLOAT PRICE INDEX FROM 30/4 TO 14/5/2019



GENERAL PRICE INDEX FROM 30/4 TO 14/5/2019

